

Ports de Commerce de Corse
Porti di Commerciù di Corsica

Mensuel
U Misincu

Marchandises
Marcanzzii

mai 2024
maghju 2024

PORTS DE COMMERCE DE CORSE

mai 2024

TRAFIC MARCHANDISES GLOBAL

| TOTAL PORTS |
|------------------------|
| Régulier National |
| Régulier International |
| TOTAL |
| Hydrocarbures |
| Ciment |
| TOTAL |
| TOTAL |

| Marchandises du 1er au 31 mai | | |
|-------------------------------|----------------|----------------|
| 2023 | 2024 | Variation |
| 218 512 | 222 315 | 1,74% |
| 51 433 | 45 530 | -11,48% |
| 269 945 | 267 845 | -0,78% |
| 56 268 | 40 715 | -27,64% |
| 12 309 | 10 354 | -15,88% |
| 68 577 | 51 069 | -25,53% |
| 338 522 | 318 914 | -5,79% |

| Cumul Marchandises depuis le 1er Janvier | | |
|--|------------------|---------------|
| 2023 | 2024 | Variation |
| 1 071 732 | 1 067 876 | -0,36% |
| 235 861 | 230 955 | -2,08% |
| 1 307 593 | 1 298 831 | -0,67% |
| 194 474 | 184 654 | -5,05% |
| 58 895 | 51 024 | -13,36% |
| 253 369 | 235 678 | -6,98% |
| 1 560 962 | 1 534 509 | -1,69% |

| AJACCIO |
|------------------------|
| Régulier National |
| Régulier International |
| TOTAL |
| Hydrocarbures |
| Ciment |
| TOTAL |
| TOTAL |

| Marchandises du 1er au 31 mai | | |
|-------------------------------|---------------|----------------|
| 2023 | 2024 | Variation |
| 69 016 | 70 291 | 1,85% |
| 720 | 1 187 | 64,86% |
| 69 736 | 71 478 | 2,50% |
| 17 952 | 15 375 | -14,35% |
| 3 545 | 3 787 | 6,83% |
| 21 497 | 19 162 | -10,86% |
| 91 233 | 90 640 | -0,65% |

| Cumul Marchandises depuis le 1er Janvier | | |
|--|----------------|---------------|
| 2023 | 2024 | Variation |
| 338 501 | 319 637 | -5,57% |
| 3 450 | 4 400 | 27,54% |
| 341 951 | 324 037 | -5,24% |
| 65 953 | 67 336 | 2,10% |
| 16 031 | 15 771 | -1,62% |
| 81 984 | 83 107 | 1,37% |
| 423 935 | 407 144 | -3,96% |

| BASTIA |
|------------------------|
| Régulier National |
| Régulier International |
| TOTAL |
| Hydrocarbures |
| Ciment |
| TOTAL |
| TOTAL |

| Marchandises du 1er au 31 mai | | |
|-------------------------------|----------------|----------------|
| 2023 | 2024 | Variation |
| 109 343 | 112 892 | 3,25% |
| 40 550 | 37 415 | -7,73% |
| 149 893 | 150 307 | 0,28% |
| 36 425 | 25 340 | -30,43% |
| 4 372 | 2 182 | -50,09% |
| 40 797 | 27 522 | -32,54% |
| 190 690 | 177 829 | -6,74% |

| Cumul Marchandises depuis le 1er Janvier | | |
|--|----------------|----------------|
| 2023 | 2024 | Variation |
| 542 768 | 564 302 | 3,97% |
| 193 061 | 194 367 | 0,68% |
| 735 829 | 758 669 | 3,10% |
| 125 335 | 115 719 | -7,67% |
| 18 769 | 12 892 | -31,31% |
| 144 104 | 128 611 | -10,75% |
| 879 933 | 887 280 | 0,83% |

| BONIFACIO |
|------------------------|
| Régulier National |
| Régulier International |
| TOTAL |
| Hydrocarbures |
| Ciment |
| TOTAL |
| TOTAL |

| Marchandises du 1er au 31 mai | | |
|-------------------------------|--------------|----------------|
| 2023 | 2024 | Variation |
| 0 | 0 | - |
| 9 353 | 6 719 | -28,16% |
| 9 353 | 6 719 | -28,16% |
| 0 | 0 | - |
| 0 | 0 | - |
| 0 | 0 | - |
| 9 353 | 6 719 | -28,16% |

| Cumul Marchandises depuis le 1er Janvier | | |
|--|---------------|----------------|
| 2023 | 2024 | Variation |
| 0 | 0 | - |
| 35 384 | 29 141 | -17,64% |
| 35 384 | 29 141 | -17,64% |
| 0 | 0 | - |
| 0 | 0 | - |
| 0 | 0 | - |
| 35 384 | 29 141 | -17,64% |

| L'ILE-ROUSSE |
|------------------------|
| Régulier National |
| Régulier International |
| TOTAL |
| Hydrocarbures |
| Ciment |
| TOTAL |
| TOTAL |

| Marchandises du 1er au 31 mai | | |
|-------------------------------|---------------|----------------|
| 2023 | 2024 | Variation |
| 14 488 | 12 253 | -15,42% |
| 212 | 115 | -45,75% |
| 14 700 | 12 368 | -15,86% |
| 0 | 0 | - |
| 2 087 | 1 520 | -27,18% |
| 2 087 | 1 520 | -27,18% |
| 16 787 | 13 888 | -17,27% |

| Cumul Marchandises depuis le 1er Janvier | | |
|--|---------------|----------------|
| 2023 | 2024 | Variation |
| 70 766 | 59 427 | -16,02% |
| 3 109 | 1 575 | -49,34% |
| 73 875 | 61 002 | -17,43% |
| 0 | 0 | - |
| 11 247 | 10 952 | -2,62% |
| 11 247 | 10 952 | -2,62% |
| 85 122 | 71 954 | -15,47% |

| PORTO-VECCHIO |
|------------------------|
| Régulier National |
| Régulier International |
| TOTAL |
| Hydrocarbures |
| Ciment |
| TOTAL |
| TOTAL |

| Marchandises du 1er au 31 mai | | |
|-------------------------------|---------------|---------------|
| 2023 | 2024 | Variation |
| 18 844 | 19 753 | 4,82% |
| 598 | 94 | -84,28% |
| 19 442 | 19 847 | 2,08% |
| 0 | 0 | - |
| 2 305 | 2 865 | 24,30% |
| 2 305 | 2 865 | 24,30% |
| 21 747 | 22 712 | 4,44% |

| Cumul Marchandises depuis le 1er Janvier | | |
|--|----------------|----------------|
| 2023 | 2024 | Variation |
| 84 738 | 89 986 | 6,19% |
| 857 | 1 472 | 71,76% |
| 85 595 | 91 458 | 6,85% |
| 0 | 0 | - |
| 12 848 | 11 409 | -11,20% |
| 12 848 | 11 409 | -11,20% |
| 98 443 | 102 867 | 4,49% |

| PROPRIANO |
|------------------------|
| Régulier National |
| Régulier International |
| TOTAL |
| Hydrocarbures |
| Ciment |
| TOTAL |
| TOTAL |

| Marchandises du 1er au 31 mai | | |
|-------------------------------|--------------|-----------------|
| 2023 | 2024 | Variation |
| 6 821 | 7 126 | 4,47% |
| 0 | 0 | - |
| 6 821 | 7 126 | 4,47% |
| 1 891 | 0 | -100,00% |
| 0 | 0 | - |
| 1 891 | 0 | -100,00% |
| 8 712 | 7 126 | -18,20% |

| Cumul Marchandises depuis le 1er Janvier | | |
|--|---------------|----------------|
| 2023 | 2024 | Variation |
| 34 959 | 34 524 | -1,24% |
| 0 | 0 | - |
| 34 959 | 34 524 | -1,24% |
| 3 186 | 1 599 | -49,81% |
| 0 | 0 | - |
| 3 186 | 1 599 | -49,81% |
| 38 145 | 36 123 | -5,30% |

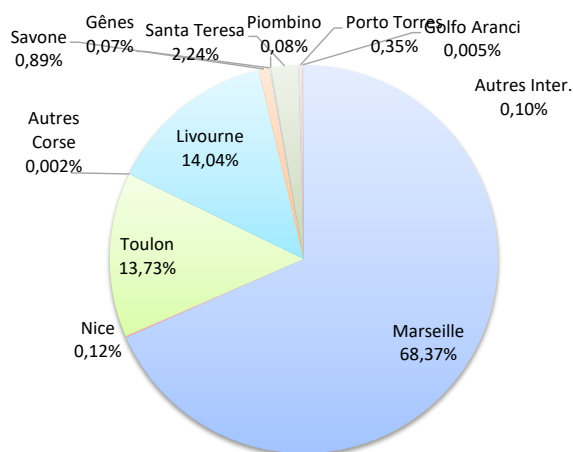
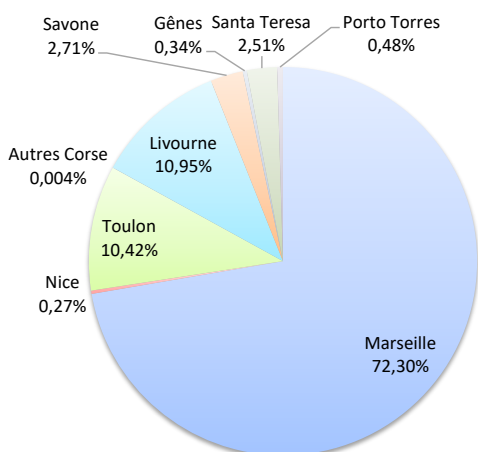
TRAFIC MARCHANDISES

| | Marchandises du 1er au 31 mai | | | Cumul Marchandises depuis le 1er Janvier | | |
|--------------------|-------------------------------|----------------|----------------|--|------------------|---------------|
| | 2023 | 2024 | Variation | 2023 | 2024 | Variation |
| Régulier National | 218 512 | 222 315 | 1,74% | 1 071 732 | 1 067 876 | -0,36% |
| Régulier Internat° | 51 433 | 45 530 | -11,48% | 235 861 | 230 955 | -2,08% |
| TOTAL | 269 945 | 267 845 | -0,78% | 1 307 593 | 1 298 831 | -0,67% |
| Croisières | 0 | 0 | - | 0 | 0 | - |
| Hydrocarbures | 56 268 | 40 715 | -27,64% | 194 474 | 184 654 | -5,05% |
| Ciment | 12 309 | 10 354 | -15,88% | 58 895 | 51 024 | -13,36% |
| TOTAL | 68 577 | 51 069 | -25,53% | 253 369 | 235 678 | -6,98% |
| TOTAL | 338 522 | 318 914 | -5,79% | 1 560 962 | 1 534 509 | -1,69% |

LIGNES
REGULIERS NAT° ET INTERNAT°

| Lignes | Marchandises | Variation n-1 |
|---------------|--------------|---------------|
| Marseille | 193 654 | 8,65% |
| Nice | 729 | -21,27% |
| Toulon | 27 921 | -28,88% |
| Autres Corse | 11 | -88,78% |
| Livourne | 29 338 | -13,64% |
| Savone | 7 270 | 8,75% |
| Gênes | 922 | 1180,56% |
| Piombino | 0 | - |
| Santa Teresa | 6 719 | -28,16% |
| Porto Torres | 1 281 | -28,16% |
| Golfo Aranci | 0 | -100,00% |
| Autres Inter. | 0 | - |

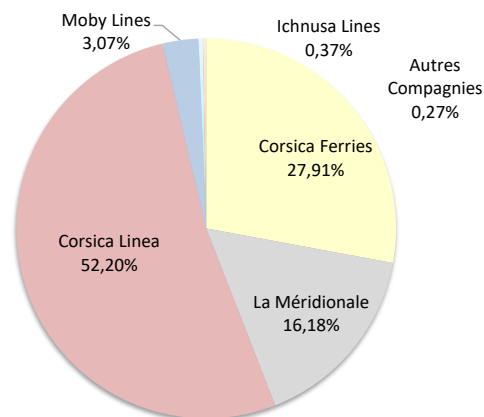
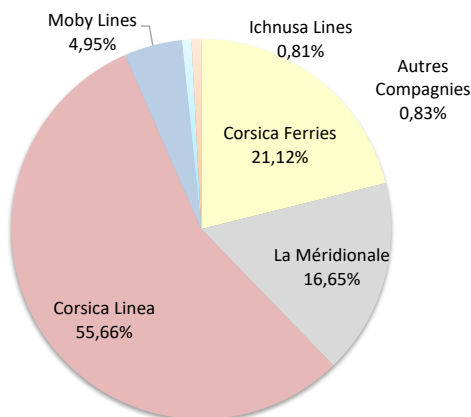
| Lignes | Marchandises | Variation n-1 |
|---------------|--------------|---------------|
| Marseille | 888 069 | 4,92% |
| Nice | 1 501 | -33,96% |
| Toulon | 178 280 | -20,01% |
| Autres Corse | 26 | -79,20% |
| Livourne | 182 368 | 0,10% |
| Savone | 11 598 | -18,43% |
| Gênes | 922 | 1180,56% |
| Piombino | 994 | - |
| Santa Teresa | 29 141 | -17,64% |
| Porto Torres | 4 552 | 16,00% |
| Golfo Aranci | 60 | -14,29% |
| Autres Inter. | 1 320 | - |



COMPAGNIES
REGULIERS NAT° et INTERNAT°

| Compagnies | Marchandises | Variation n-1 |
|-------------------|--------------|---------------|
| Corsica Ferries | 56 556 | -29,27% |
| La Méridionale | 44 584 | 1,72% |
| Corsica Linea | 149 070 | 10,92% |
| Moby Lines | 13 252 | 48,45% |
| Ichnusa Lines | 2 169 | -23,36% |
| Autres Compagnies | 2 214 | - |

| Compagnies | Marchandises | Variation n-1 |
|-------------------|--------------|---------------|
| Corsica Ferries | 362 548 | -14,36% |
| La Méridionale | 210 093 | -0,29% |
| Corsica Linea | 677 976 | 6,64% |
| Moby Lines | 39 839 | 22,85% |
| Ichnusa Lines | 4 841 | -9,68% |
| Autres Compagnies | 3 534 | - |



PORTS DE COMMERCE DE CORSE

mai 2024

TRAFIC MARCHANDISES PAR LIGNE

| | | | | | | | | |
|------------------------------------|--------------------------------|----------------|----------------|------------------|---------------------|----------------------|------------------|------------------|
| MENSUEL | National | Ajaccio | Bastia | Bonifacio | L'île-Rousse | Porto-Vecchio | Propriano | Total |
| | Marseille | 59 830 | 95 533 | 0 | 11 766 | 19 399 | 7 126 | 193 654 |
| | Nice | 38 | 691 | 0 | 0 | 0 | 0 | 729 |
| | Toulon | 10 423 | 16 657 | 0 | 487 | 354 | 0 | 27 921 |
| | Autres Corse | 0 | 11 | 0 | 0 | 0 | 0 | 11 |
| | Total | 70 291 | 112 892 | 0 | 12 253 | 19 753 | 7 126 | 222 315 |
| | <i>Variation Volume /(n-1)</i> | <i>1 275</i> | <i>3 549</i> | <i>0</i> | <i>-2 235</i> | <i>909</i> | <i>305</i> | <i>3 803</i> |
| | <i>Variation % / (n-1)</i> | <i>1,85%</i> | <i>3,25%</i> | <i>-</i> | <i>-15,42%</i> | <i>4,82%</i> | <i>4,47%</i> | <i>1,74%</i> |
| | International | Ajaccio | Bastia | Bonifacio | L'île-Rousse | Porto-Vecchio | Propriano | Total |
| | Livourne | 0 | 29 338 | 0 | 0 | 0 | 0 | 29 338 |
| Savone | 0 | 7 155 | 0 | 115 | 0 | 0 | 7 270 | |
| Gênes | 0 | 922 | 0 | 0 | 0 | 0 | 922 | |
| Santa Teresa | 0 | 0 | 6 719 | 0 | 0 | 0 | 6 719 | |
| Porto Torres | 1 187 | 0 | 0 | 0 | 94 | 0 | 1 281 | |
| Golfo Aranci | 0 | 0 | 0 | 0 | 0 | 0 | 0 | |
| Total | 1 187 | 37 415 | 6 719 | 115 | 94 | 0 | 45 530 | |
| <i>Variation Volume /(n-1)</i> | <i>467</i> | <i>-3 135</i> | <i>-2 634</i> | <i>-97</i> | <i>-504</i> | <i>0</i> | <i>-5 903</i> | |
| <i>Variation % / (n-1)</i> | <i>64,86%</i> | <i>-7,73%</i> | <i>-28,16%</i> | <i>-45,75%</i> | <i>-84,28%</i> | <i>-</i> | <i>-11,48%</i> | |
| Total | 71 478 | 150 307 | 6 719 | 12 368 | 19 847 | 7 126 | 267 845 | |
| <i>Variation Volume /(n-1)</i> | <i>1 742</i> | <i>414</i> | <i>-2 634</i> | <i>-2 332</i> | <i>405</i> | <i>305</i> | <i>-2 100</i> | |
| <i>Variation % / (n-1)</i> | <i>2,50%</i> | <i>0,28%</i> | <i>-28,16%</i> | <i>-15,86%</i> | <i>2,08%</i> | <i>4,47%</i> | <i>-0,78%</i> | |
| Cumul depuis le 1er janvier | National | Ajaccio | Bastia | Bonifacio | L'île-Rousse | Porto-Vecchio | Propriano | Total |
| | Marseille | 262 983 | 442 972 | 0 | 58 725 | 88 865 | 34 524 | 888 069 |
| | Nice | 38 | 1 255 | 0 | 208 | 0 | 0 | 1 501 |
| | Toulon | 56 616 | 120 049 | 0 | 494 | 1 121 | 0 | 178 280 |
| | Autres Corse | 0 | 26 | 0 | 0 | 0 | 0 | 26 |
| | Total | 319 637 | 564 302 | 0 | 59 427 | 89 986 | 34 524 | 1 067 876 |
| | <i>Variation Volume /(n-1)</i> | <i>-18 864</i> | <i>21 534</i> | <i>0</i> | <i>-11 339</i> | <i>5 248</i> | <i>-435</i> | <i>-3 856</i> |
| | <i>Variation % / (n-1)</i> | <i>-5,57%</i> | <i>3,97%</i> | <i>-</i> | <i>-16,02%</i> | <i>6,19%</i> | <i>-1,24%</i> | <i>-0,36%</i> |
| | International | Ajaccio | Bastia | Bonifacio | L'île-Rousse | Porto-Vecchio | Propriano | Total |
| | Livourne | 0 | 180 908 | 0 | 1 460 | 0 | 0 | 182 368 |
| Savone | 0 | 11 483 | 0 | 115 | 0 | 0 | 11 598 | |
| Gênes | 0 | 922 | 0 | 0 | 0 | 0 | 922 | |
| Piombino | 0 | 994 | 0 | 0 | 0 | 0 | 994 | |
| Santa Teresa | 0 | 0 | 29 141 | 0 | 0 | 0 | 29 141 | |
| Porto Torres | 4 400 | 0 | 0 | 0 | 152 | 0 | 4 552 | |
| Golfo Aranci | 0 | 60 | 0 | 0 | 0 | 0 | 60 | |
| Autres Inter. | 0 | 0 | 0 | 0 | 1 320 | 0 | 1 320 | |
| Total | 4 400 | 194 367 | 29 141 | 1 575 | 1 472 | 0 | 230 955 | |
| <i>Variation Volume /(n-1)</i> | <i>950</i> | <i>1 306</i> | <i>-6 243</i> | <i>-1 534</i> | <i>615</i> | <i>0</i> | <i>-4 906</i> | |
| <i>Variation % / (n-1)</i> | <i>27,54%</i> | <i>0,68%</i> | <i>-17,64%</i> | <i>-49,34%</i> | <i>71,76%</i> | <i>-</i> | <i>-2,08%</i> | |
| Total | 324 037 | 758 669 | 29 141 | 61 002 | 91 458 | 34 524 | 1 298 831 | |
| <i>Variation Volume /(n-1)</i> | <i>-17 914</i> | <i>22 840</i> | <i>-6 243</i> | <i>-12 873</i> | <i>5 863</i> | <i>-435</i> | <i>-8 762</i> | |
| <i>Variation % / (n-1)</i> | <i>-5,24%</i> | <i>3,10%</i> | <i>-17,64%</i> | <i>-17,43%</i> | <i>6,85%</i> | <i>-1,24%</i> | <i>-0,67%</i> | |
| Vrac | MENSUEL | Ajaccio | Bastia | Bonifacio | L'île-Rousse | Porto-Vecchio | Propriano | Total |
| | Hydrocarbures | 15 375 | 25 340 | 0 | 0 | 0 | 0 | 40 715 |
| | Ciment | 3 787 | 2 182 | 0 | 1 520 | 2 865 | 0 | 10 354 |
| | Total | 19 162 | 27 522 | 0 | 1 520 | 2 865 | 0 | 51 069 |
| | <i>Variation Volume /(n-1)</i> | <i>-2 335</i> | <i>-13 275</i> | <i>0</i> | <i>-567</i> | <i>560</i> | <i>-1 891</i> | <i>-17 508</i> |
| | <i>Variation % / (n-1)</i> | <i>-10,86%</i> | <i>-32,54%</i> | <i>-</i> | <i>-27,18%</i> | <i>24,30%</i> | <i>-100,00%</i> | <i>-25,53%</i> |
| | CUMUL | Ajaccio | Bastia | Bonifacio | L'île-Rousse | Porto-Vecchio | Propriano | Total |
| | Hydrocarbures | 67 336 | 115 719 | 0 | 0 | 0 | 1 599 | 184 654 |
| | Ciment | 15 771 | 12 892 | 0 | 10 952 | 11 409 | 0 | 51 024 |
| | Total | 83 107 | 128 611 | 0 | 10 952 | 11 409 | 1 599 | 235 678 |
| <i>Variation Volume /(n-1)</i> | <i>1 123</i> | <i>-15 493</i> | <i>0</i> | <i>-295</i> | <i>-1 439</i> | <i>-1 587</i> | <i>-17 691</i> | |
| <i>Variation % / (n-1)</i> | <i>1,37%</i> | <i>-10,75%</i> | <i>-</i> | <i>-2,62%</i> | <i>-11,20%</i> | <i>-49,81%</i> | <i>-6,98%</i> | |

TRAFIC MARCHANDISES PAR COMPAGNIE

| | | | | | | | | | | |
|------------------------------------|--------------------------------|----------------|------------------|---------------------|----------------------|----------------------|------------------|--------------------|--------------------|--------------------|
| MENSUEL | National | Ajaccio | Bastia | Bonifacio | L'Ile-Rousse | Porto-Vecchio | Propriano | Total | Variation/V | Variation/% |
| | Corsica Ferries | 8 377 | 17 359 | 0 | 487 | 224 | 0 | 26 447 | -13 833 | -34,34% |
| | La Méridionale | 25 185 | 0 | 0 | 0 | 19 399 | 0 | 44 584 | 752 | 1,72% |
| | Corsica Linea | 34 645 | 95 533 | 0 | 11 766 | 0 | 7 126 | 149 070 | 14 671 | 10,92% |
| | Autres Compagnies | 2 084 | 0 | 0 | 0 | 130 | 0 | 2 214 | 2 214 | - |
| | Total | 70 291 | 112 892 | 0 | 12 253 | 19 753 | 7 126 | 222 315 | 3 803 | 1,74% |
| | <i>Variation Volume /(n-1)</i> | <i>1 275</i> | <i>3 549</i> | <i>0</i> | <i>-2 235</i> | <i>909</i> | <i>305</i> | <i>3 803</i> | | |
| | <i>Variation % / (n-1)</i> | <i>1,85%</i> | <i>3,25%</i> | <i>-</i> | <i>-15,42%</i> | <i>4,82%</i> | <i>4,47%</i> | <i>1,74%</i> | | |
| | International | Ajaccio | Bastia | Bonifacio | L'Ile-Rousse | Porto-Vecchio | Propriano | Total | Variation/V | Variation/% |
| | Corsica Ferries | 1 187 | 28 713 | 0 | 115 | 94 | 0 | 30 109 | -9 567 | -24,11% |
| Moby Lines | 0 | 8 702 | 4 550 | 0 | 0 | 0 | 13 252 | 4 325 | 48,45% | |
| Ichnusa Lines | 0 | 0 | 2 169 | 0 | 0 | 0 | 2 169 | -661 | -23,36% | |
| Total | 1 187 | 37 415 | 6 719 | 115 | 94 | 0 | 45 530 | -5 903 | -11,48% | |
| <i>Variation Volume /(n-1)</i> | <i>467</i> | <i>-3 135</i> | <i>-2 634</i> | <i>-97</i> | <i>-504</i> | <i>0</i> | <i>-5 903</i> | | | |
| <i>Variation % / (n-1)</i> | <i>64,86%</i> | <i>-7,73%</i> | <i>-28,16%</i> | <i>-45,75%</i> | <i>-84,28%</i> | <i>-</i> | <i>-11,48%</i> | | | |
| Total | Ajaccio | Bastia | Bonifacio | L'Ile-Rousse | Porto-Vecchio | Propriano | Total | Variation/V | Variation/% | |
| Corsica Ferries | 9 564 | 46 072 | 0 | 602 | 318 | 0 | 56 556 | -23 400 | -29,27% | |
| La Méridionale | 25 185 | 0 | 0 | 0 | 19 399 | 0 | 44 584 | 752 | 1,72% | |
| Corsica Linea | 34 645 | 95 533 | 0 | 11 766 | 0 | 7 126 | 149 070 | 14 671 | 10,92% | |
| Moby Lines | 0 | 8 702 | 4 550 | 0 | 0 | 0 | 13 252 | 4 325 | 48,45% | |
| Ichnusa Lines | 0 | 0 | 2 169 | 0 | 0 | 0 | 2 169 | -661 | -23,36% | |
| Autres Compagnies | 2 084 | 0 | 0 | 0 | 130 | 0 | 2 214 | 2 214 | - | |
| Total | 71 478 | 150 307 | 6 719 | 12 368 | 19 847 | 7 126 | 267 845 | -2 100 | -0,78% | |
| <i>Variation Volume /(n-1)</i> | <i>1 742</i> | <i>414</i> | <i>-2 634</i> | <i>-2 332</i> | <i>405</i> | <i>305</i> | <i>-2 100</i> | | | |
| <i>Variation % / (n-1)</i> | <i>2,50%</i> | <i>0,28%</i> | <i>-28,16%</i> | <i>-15,86%</i> | <i>2,08%</i> | <i>4,47%</i> | <i>-0,78%</i> | | | |
| Cumul depuis le 1er janvier | National | Ajaccio | Bastia | Bonifacio | L'Ile-Rousse | Porto-Vecchio | Propriano | Total | Variation/V | Variation/% |
| | Corsica Ferries | 54 570 | 121 330 | 0 | 702 | 991 | 0 | 177 593 | -47 689 | -21,17% |
| | La Méridionale | 121 228 | 0 | 0 | 0 | 88 865 | 0 | 210 093 | -607 | -0,29% |
| | Corsica Linea | 141 755 | 442 972 | 0 | 58 725 | 0 | 34 524 | 677 976 | 42 226 | 6,64% |
| | Autres Compagnies | 2 084 | 0 | 0 | 0 | 130 | 0 | 2 214 | 2 214 | - |
| | Total | 319 637 | 564 302 | 0 | 59 427 | 89 986 | 34 524 | 1 067 876 | -3 856 | -0,36% |
| | <i>Variation Volume /(n-1)</i> | <i>-18 864</i> | <i>21 534</i> | <i>0</i> | <i>-11 339</i> | <i>5 248</i> | <i>-435</i> | <i>-3 856</i> | | |
| | <i>Variation % / (n-1)</i> | <i>-5,77%</i> | <i>3,97%</i> | <i>-</i> | <i>-16,02%</i> | <i>6,19%</i> | <i>-1,24%</i> | <i>-0,36%</i> | | |
| | International | Ajaccio | Bastia | Bonifacio | L'Ile-Rousse | Porto-Vecchio | Propriano | Total | Variation/V | Variation/% |
| | Corsica Ferries | 4 400 | 178 828 | 0 | 1 575 | 152 | 0 | 184 955 | -13 118 | -6,62% |
| Moby Lines | 0 | 15 539 | 24 300 | 0 | 0 | 0 | 39 839 | 7 411 | 22,85% | |
| Ichnusa Lines | 0 | 0 | 4 841 | 0 | 0 | 0 | 4 841 | -519 | -9,68% | |
| Autres Compagnies | 0 | 0 | 0 | 0 | 1 320 | 0 | 1 320 | 1 320 | - | |
| Total | 4 400 | 194 367 | 29 141 | 1 575 | 1 472 | 0 | 230 955 | -4 906 | -2,08% | |
| <i>Variation Volume /(n-1)</i> | <i>950</i> | <i>1 306</i> | <i>-6 243</i> | <i>-1 534</i> | <i>615</i> | <i>0</i> | <i>-4 906</i> | | | |
| <i>Variation % / (n-1)</i> | <i>27,54%</i> | <i>0,68%</i> | <i>-17,64%</i> | <i>-49,34%</i> | <i>71,76%</i> | <i>-</i> | <i>-2,08%</i> | | | |
| Total | Ajaccio | Bastia | Bonifacio | L'Ile-Rousse | Porto-Vecchio | Propriano | Total | Variation/V | Variation/% | |
| Corsica Ferries | 58 970 | 300 158 | 0 | 2 277 | 1 143 | 0 | 362 548 | -60 807 | -14,36% | |
| La Méridionale | 121 228 | 0 | 0 | 0 | 88 865 | 0 | 210 093 | -607 | -0,29% | |
| Corsica Linea | 141 755 | 442 972 | 0 | 58 725 | 0 | 34 524 | 677 976 | 42 226 | 6,64% | |
| Moby Lines | 0 | 15 539 | 24 300 | 0 | 0 | 0 | 39 839 | 7 411 | 22,85% | |
| Ichnusa Lines | 0 | 0 | 4 841 | 0 | 0 | 0 | 4 841 | -519 | -9,68% | |
| Autres Compagnies | 2 084 | 0 | 0 | 0 | 1 450 | 0 | 3 534 | 3 534 | - | |
| Total | 324 037 | 758 669 | 29 141 | 61 002 | 91 458 | 34 524 | 1 298 831 | -8 762 | -0,67% | |
| <i>Variation Volume /(n-1)</i> | <i>-17 914</i> | <i>22 840</i> | <i>-6 243</i> | <i>-12 873</i> | <i>5 863</i> | <i>-435</i> | <i>-8 762</i> | | | |
| <i>Variation % / (n-1)</i> | <i>-5,24%</i> | <i>3,10%</i> | <i>-17,64%</i> | <i>-17,43%</i> | <i>6,85%</i> | <i>-1,24%</i> | <i>-0,67%</i> | | | |